





BUILTRITE™ HANDLERS & ATTACHMENTS

by Northshore Manufacturing, Inc.

Truck Mounted Material Handlers

Model 1010-TM-Railroad

Builrite™, Heavy Duty, Truck Mounted Material Handlers (Back of Cab and Tail Mounts) have proven themselves as the tool of choice in the railroad industry, assisting in a wide variety of track maintenance applications. From handling rail and ties to tools, the 1010-TM helps get the job done faster, easier and safer. It is capable of handling almost 5000 Lbs. (2,273 Kg.) at full reach (22'4" / 6.8M), making this the most versatile tool in a maintenance gang's arsenal.



Features and Specifications:

Lift Capacity (Less attachment)



- 10,000 Lbs. (4,545 Kg.) @ 10' (3M) R
- 7,000 Lbs. (3,182 Kg.) @ 15' (4.57 M) R
- 6,000 Lbs. (2,727 Kg.) @ 20' (6M) R
- 4,900 Lbs. (2,227 Kg.) @ Full Reach

Boom Data (See other side for options)

- Horizontal Reach = 25'8" (7.8M)
- Vertical Reach = 37'0" (11.3M)
- Main Boom Length = 13'10" (4.2M)
- Jib Boom Length = 11'10" (3.6M)
- High yield, fabricated steel construction.
- 2.5" (64mm) boom pivot and 2" (51mm) cylinder pins with magnesium bronze bushings at all pivot points.

Boom Cylinders

- One 7" (178mm) bore x 36" (914mm) stroke x 3" (76mm) rod main boom cylinder.
- One 6" (152mm) bore x 32" (813mm) stroke x 3" (76mm) rod jib boom cylinder.
- Double acting, heavy walled, honed cylinder tube.
- Wear rings on both pistons and glands.
- Rods with heavy chrome plating.



Swing System

- 550° Non-continuous rotation with mechanical stops.
- 27" (686mm) diameter (O.D.), external tooth turntable bearing, powered by one swing motor and planetary swing drive.

Platform

- Rotating operator's platform with fold-down, adjustable seat and 2-lever, mechanical joysticks.
- Foot controlled swing.
- Safety guard rail around operator.

Main Frame

- High tensile, heavy wall rolled steel tube.
- Overall height 13'4" (4.1M) mounted on 40" (1.0M) high truck frame.

Stabilizers

- Two, horizontal out-vertical down stabilizers with swivel pads.
- Load lock valves on cylinders.
- Control valves are mounted on rotating platform for easy operator access.
- Dual, heavy duty ladders.

Specifications (cont.) & Range Diagram

Miscellaneous

- Requires 28" (711mm) of mounting space.
- Mounting bolts and support plates included.
- Approximate weight with standard equipment (less attachment and oil) is 6,500 Lbs. (2,955 Kg.).


Options/Accessories

- Boom choices include: 22'8" (6.9M) two piece (standard), 22'8" (6.9M) two piece with 3' (914mm) telescopic & 25'8" (7.8M) two piece.
- Radio remote control package.
- Servo control package with hand swing control versus foot swing.
- Hand swing control in lieu of foot swing.
- Various grapples and other attachments available.
- Trailer mount frame package.
- Various custom lighting packages.
- Custom colors to match customer preference.

A Model 1010-TM set up with out and down outriggers, a magnet package with a 280° rotating, 1/3 cord by-pass grapple. →

Available Attachments

We offer a wide variety of attachments including:



Bypass Pulpwood Grapple shown with 360° Indexator Rotator



Municipal Waste Grapple shown with 280° Rotator

Hydraulic Reservoir

Note: Reservoir is shipped loose for remote mounting.

- 45 Gallons (208 Liters) with suction and return line filters.
- Air to oil cooler with 12 volt fan (shipped loose).

Power Source


- Power take-off from truck engine.

Pump

- Triple gear pump providing 30/30/15 GPM (114/114/57 LPM) @ 1400 RPM
- 2000 PSI (138 Bar) operating system.

Control Valves

- Stack type with mechanical joystick controls.

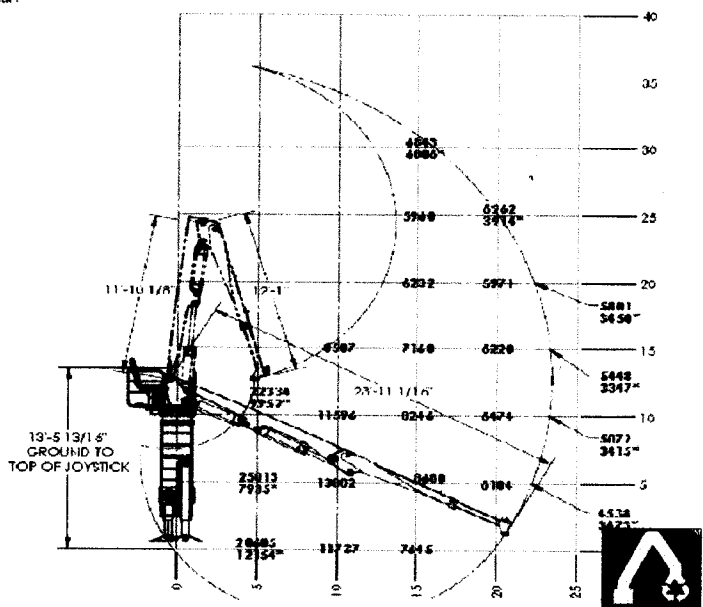
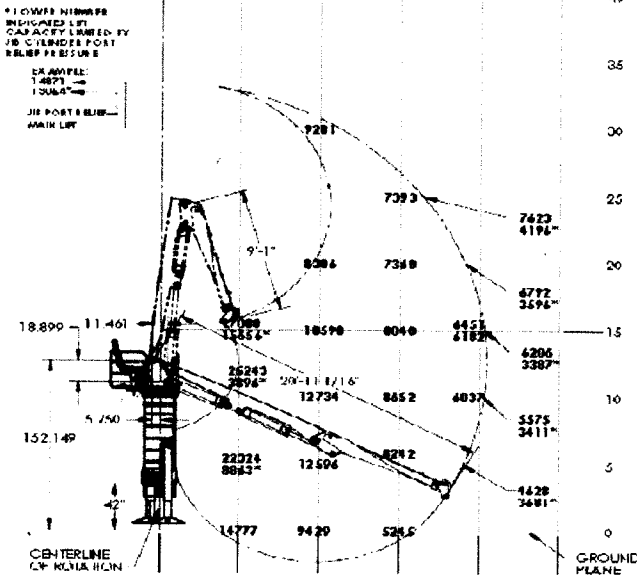


2200 PSI SYSTEM PRESSURE
3000 PSI JIB PORT RELIEF PRESSURE
LIFT CAPACITIES SHOWN AT BOOM TIP DO NOT INCLUDE WEIGHT OF GRAPPLE

NORTHSHORE MANUFACTURING
10'10" 21' 24" RANGE/LIFT DIAGRAM
SQUIRT EXTENDED

WARNING!!!
LIFT CAPACITY VARIABLE
NOT AN INDICATOR OF
TRUCK/LOAD STABILITY

NORTHSHORE MANUFACTURING
10'10" 21' 24" RANGE/LIFT DIAGRAM
SQUIRT EXTENDED



NORTHSHORE MANUFACTURING RESERVES THE RIGHT TO CHANGE SPECIFICATIONS AND PRICES WITHOUT NOTICE IN ORDER TO FOLLOW ITS POLICY OF CONSTANTLY STRIVING TO MANUFACTURE A BETTER PRODUCT WITHOUT INCURRING ANY LIABILITY TO PROVIDE THESE NEW FEATURES ON ANY UNITS PREVIOUSLY MANUFACTURED.

Northshore Manufacturing, Inc.

530 Recycle Center Drive, Two Harbors, Minnesota, U.S.A. 55616

Web: www.builtritehandlers.com E-Mail: info@builtritehandlers.com Phone: 218-834-5555 Fax: 218-834-5556